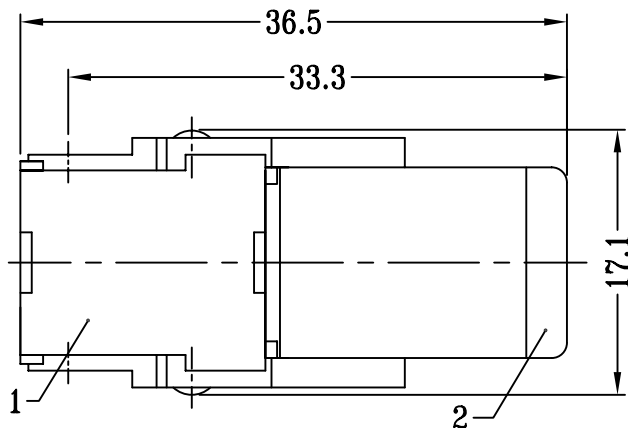
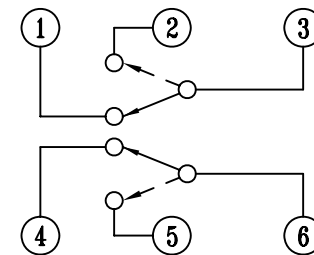


CAD FILE:

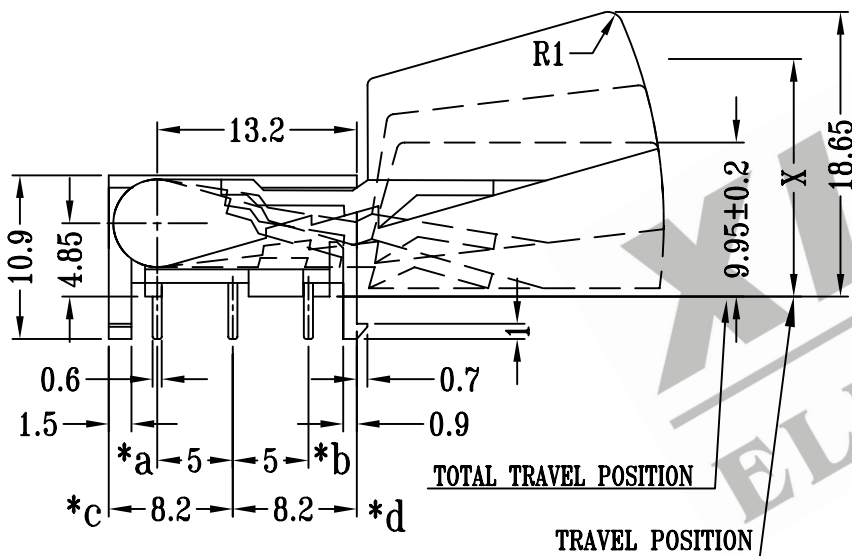


TIMING LAG DIAGRAM

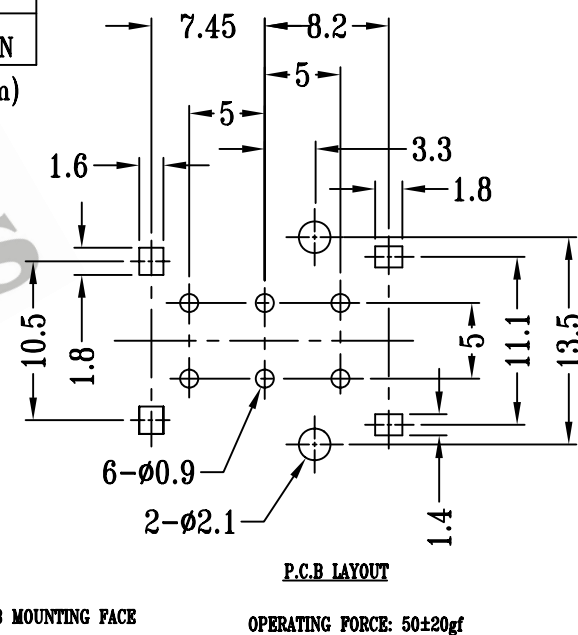
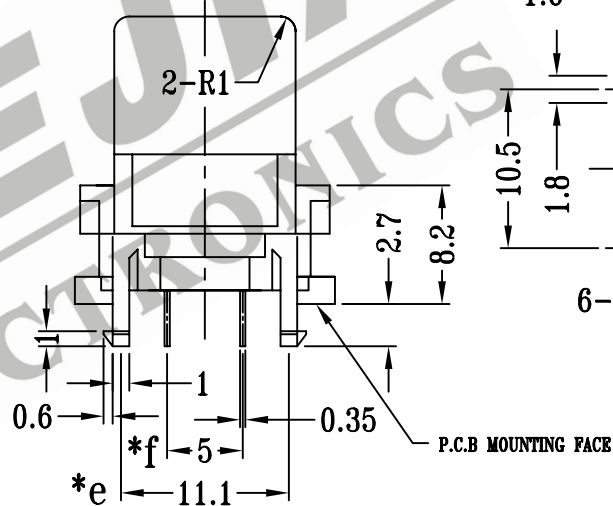
①	③	ON		OFF
②	③	OFF		ON
④	⑥	ON		OFF
⑤	⑥	OFF		ON



SCHEMATIC (NON-SHORTING)



17.85 MAX
11MIN(mm)
TRAVEL POSITION(X) (MM)



P.C.B LAYOUT

OPERATING FORCE: 50±20gf

注:带*表示关键尺寸(5个)

8					TOLERANCE UNLESS SPECIFIED	SHENZHEN XIEJIA ELECTRONICS CO.,LTD.				
7	TERMINAL	NYLON/BRASS STRIP	2	BLACK/Ag PLATED	WITHIN: 1.5±0.1mm OVER : 1.5±0.2mm	ISSUE	DATE	DESCRIPTIONS		APPD.
6	CASE	NYLON 66 + FIBER 33%	1	BLACK				UNIT : MM		DRWG NO.: XJ-DR-HS22L02-00
5	SLIDER	NYLON 66 + FIBER 33%	1	BLACK				SCALE: 2 : 1		DWN. ZHOUYU 2005-8-12
4	SPRING	SUS	1	TEMPER				TITLE : HOOK SWITCH		CHK'D FANGYING 2005-8-12
3	CONTACT CLIP	PBS	2	Ag CLAD				MODEL: HS-22L02		APPD. KANGXINAN 2005-8-12
2	KNOB	POM	1	WHITE				ALL MATERIALS MUST BE COMPLIANT TO ROHS		
1	COVER	POM	1	BLUE						
NO.	PART NAME	MATERIAL	Q'TY	FINISHING						